ZM KOLNO S.A.

PRECYZJA TO POTĘGA

NOWE WYROBY W SPRZEDAŻY!

Oprawki z PODWÓJNYM KONTAKTEM
Toolholders DOUBLE CONTACT
DIN 69871-A



Oprawki z PODWÓJNYM KONTAKTEM
Toolholders DOUBLE CONTACT
MAS 403-BT

Oprawki POWER CHUCK
POWER MILLING CHUCKS
HSK | DIN 69871 | MAS 403-BT



Tuleje zaciskowe ER z chłodzeniem
Collets ER with coolant
RF | JET

DIN 69871



ZM KOLNO S.A.

1

DIN 69871-A

1

TOOL SHANKS
with 7:24 for automatic tool exchange
CHWYT
ze stożkiem 7:24 do wymiany automatycznej

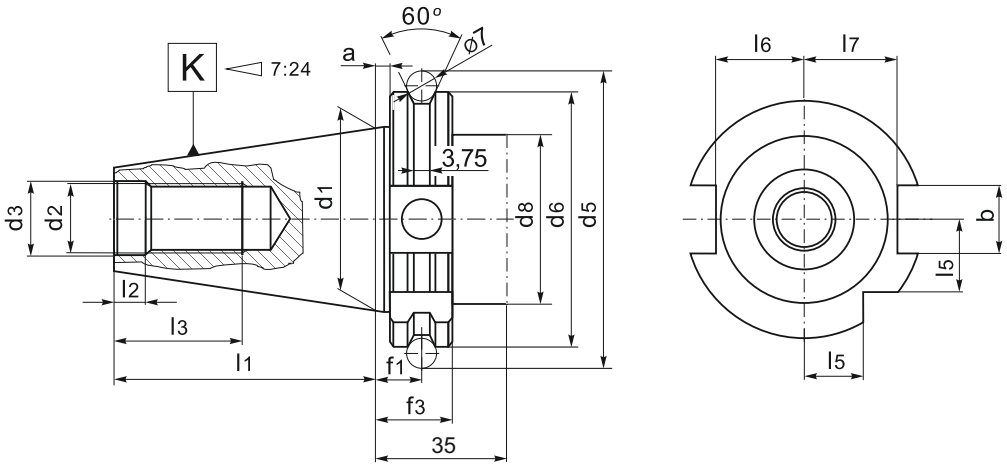

Standard

K 7:24	a	bH12	d1	d2	d3H7	d5	d6	$d8_{max}$	f1	f3	l1	l2	l3	l5	l6	l7
30	3,2	16,1	31,75	M12	13	59,30	50,00	45	11,1	19,1	47,80	5,5	24	15,0	16,4	19,0
40	3,2	16,1	44,45	M16	17	72,30	63,55	50	11,1	19,1	68,40	8,2	32	18,5	22,8	25,0
50	3,2	25,7	69,85	M24	25	107,25	97,50	80	11,1	19,1	101,75	11,5	47	30,0	35,5	37,7

Double contact (DC)

K 7:24	a	bH12	d1	d2	d3H7	d5	d6	$d8_{max}$	f1	f3	l1	l2	l3	l5	l6	l7
40	1,0	16,1	44,45	M16	17	72,30	63,55	50	-	18,1	68,40	8,2	32	18,5	22,8	25,0
50	1,5	25,7	69,85	M24	25	107,25	97,50	80	-	17,6	101,75	11,5	47	30,0	35,5	37,7

STANDARD FEATURES OF TOOLING

- Manufactured with Chrome Manganese steel.
- Carburized with depth of case 0,7 mm.
- Hardened and precision ground.
- Surface Hardness RC 58±2.
- Taper angle: tolerance AT3.

CHARAKTERYSTYKA TECHNICZNA WYROBÓW

- Materiał: stal stopowa chromowo-manganowa
- Nawęglane na głębokość 0,7 mm.
- Hartowane i precyzyjnie szlifowane.
- Twardość powierzchni 58±2 HRC.
- Tolerancja kąta stożka At3.

Standard

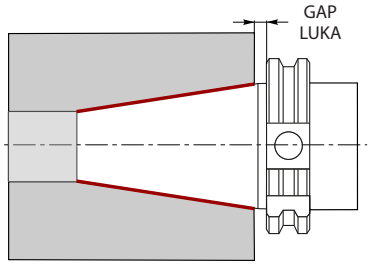

Double contact (DC)

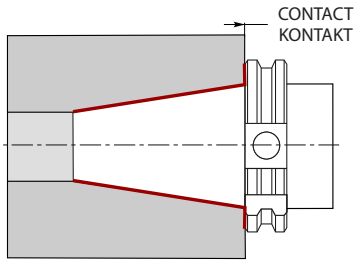

BENEFITS (DC)

- Increased stiffness.
- Increased holding reliability.
- Increased tool position accuracy.
- Improved precision during high speed operations or heavy cutting applications.
- Extended tool life.

KORZYŚCI (DC)

- Zwiększona sztywność.
- Zwiększona niezawodność mocowania.
- Zwiększona dokładność mocowania narzędzia.
- Większa dokładność podczas obróbki z dużą prędkością lub w ciężkich warunkach skrawania.
- Wydłużona zywotność narzędzia.

http://www.zmkolno.pl, e-mail: zmkolno@zmkolno.pl, tel. + 48 86 27 82 722, + 48 86 27 82 766, fax +48 86 27 82 141

Type 7369

BALANCE G2,5/25000

DOUBLE CONTACT

DIN 69871-AD

SHELL MILL ADAPTER
for cutters with driving slot DIN 138
TRZPIEŃ FREZARSKI ZABIERAKOWY
do frezów z rowkiem zabierakowym w/g DIN 138

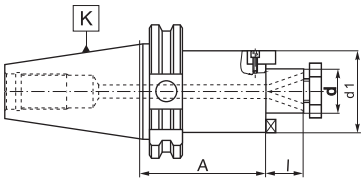

Code No / Kod Nr	K 7:24	d	A	l	d1	
0642 173 697 005	40 DC	16	45	17	38	U-0620/0
0642 173 697 107		22	45	19	48	U-0621/0
0642 173 697 209		27	50	21	58	U-0622/0
0642 173 697 300		32	50	24	78	U-0623/0
0642 173 697 402		40	60	27	88	U-0623/0
0642 173 698 006	50 DC	16	45	17	38	U-0620/0
0642 173 698 108		22	45	19	48	U-0621/0
0642 173 698 200		27	45	21	58	U-0622/0
0642 173 698 301		32	50	24	78	U-0623/0
0642 173 698 403		40	50	27	88	U-0624/0

Typical order/Sposób zamawiania: 0642 173 698 403 lub 7369-50DC-40-50

Type 7617

BALANCE G2,5/25000

DOUBLE CONTACT

DIN 69871-AD

COLLET CHUCK ER
for tool with cylindrical shank
OPRAWKA ZACISKOWA
(do tulejek ER DIN 6499) do narzędzi z chwytem walcowym

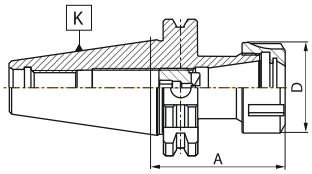

Standard accessories:
Nut - page 121
screw

Wyposażenie podstawowe:
Nakrętka - str. 121
wkręt

Optional accessories:
Collets - page 107
wrench - page 121

Wyposażenie dodatkowe:
Tulejki zaciskowe - str. 107
klucz - str. 121

Code No / Kod Nr	K 7:24	Collet Tulejka	A	Capacity Zakres	D	
0642 176 177 001	40 DC	ER16	70	2-10	28	9833-16D
0642 176 177 055		ER16	100	2-10	28	9833-16D
0642 176 177 157		ER20	100	2-13	34	9833-20D
0642 176 177 205		ER25	70	2-16	42	9833-25
0642 176 177 259		ER25	100	2-16	42	9833-25
0642 176 177 307		ER32	70	2-20	50	9833-32
0642 176 177 350		ER32	100	2-20	50	9833-32
0642 176 177 409		ER40	70	2-26	63	9833-40
0642 176 178 002	50 DC	ER16	80	2-10	28	9833-16D
0642 176 178 056		ER16	100	2-10	28	9833-16D
0642 176 178 104		ER20	80	2-13	34	9833-20D
0642 176 178 158		ER20	100	2-13	34	9833-20D
0642 176 178 206		ER25	80	2-16	42	9833-25
0642 176 178 250		ER25	100	2-16	42	9833-25
0642 176 178 308		ER32	80	2-20	50	9833-32
0642 176 178 351		ER32	100	2-20	50	9833-32
0642 176 178 400		ER32	130	2-20	50	9833-32
0642 176 178 453		ER32	160	2-20	50	9833-32
0642 176 178 501		ER32	200	2-20	50	9833-32
0642 176 178 555		ER40	80	2-26	63	9833-40

Typical order/Sposób zamawiania: 0642 176 178 555 lub 7617-50DC-40-80

1

Type 7625

BALANCE G2,5/25000

DOUBLE CONTACT

DIN 69871-AD

END MILL ADAPTER
for cutters with cylindrical shank and weldon flat DIN 1835-B

OPRAWKA ZACISKOWA
do narzędzi z chwytem walcowym Weldon'a DIN 1835-B

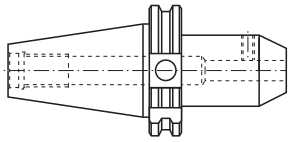

Fig. 1

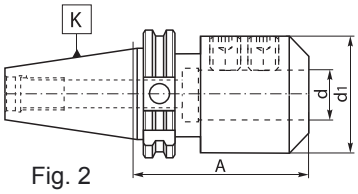

Fig. 2

Code No / Kod Nr	K 7:24	d	A	d1	Fig.	
0642 176 254 600	40 DC	6	50	25	1	U-4131/0
0642 176 254 613		8	50	28	1	U-4132/0
0642 176 254 626		10	50	35	1	U-4133/0
0642 176 254 639		12	50	42	1	U-4134/0
0642 176 254 641		16	63	48	1	U-4135/0
0642 176 254 654		20	63	52	1	U-4136/0
0642 176 254 667		25	100	65	2	U-4137/0
0642 176 254 670		32	100	72	2	U-4138/0
0642 176 254 702	50 DC	6	63	25	1	U-4131/0
0642 176 254 715		8	63	28	1	U-4132/0
0642 176 254 728		10	63	35	1	U-4133/0
0642 176 254 730		12	63	42	1	U-4134/0
0642 176 254 743		16	63	48	1	U-4135/0
0642 176 254 756		20	63	52	1	U-4136/0
0642 176 254 769		25	80	65	2	U-4137/0
0642 176 254 771		32	100	72	2	U-4138/0
0642 176 254 784		40	112	80	2	U-5870/0
0642 176 254 797		50	130	100	2	U-4139/0

Typical order/Sposób zamawiania: 0642 176 254 797 or 7625-50DC-50-130

Type 7630

BALANCE G2,5/25000

DOUBLE CONTACT

DIN 69871-AD

SHRINK FIT HOLDER

OPRAWKA FREZARSKA
z termicznym mocowaniem narzędzi

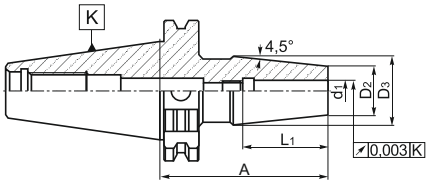

Code No / Kod Nr	K	d1	A	L1	D2	D3
0642 176 303 150	40 DC	6	80	36	21	27
0642 176 303 209		8	80	36	21	27
0642 176 303 252		10	80	41	24	32
0642 176 303 300		12	80	46	24	32
0642 176 303 354		14	80	46	27	34
0642 176 303 402		16	80	49	27	34
0642 176 303 456		18	80	49	33	42
0642 176 303 504		20	80	51	33	42
0642 176 303 558		25	100	57	44	53
0642 176 303 606		32	100	61	44	53
0642 176 304 151	50 DC	6	80	36	21	27
0642 176 304 200		8	80	36	21	27
0642 176 304 253		10	80	41	24	32
0642 176 304 301		12	80	46	24	32
0642 176 304 355		14	80	46	27	34
0642 176 304 403		16	80	49	27	34
0642 176 304 457		18	80	49	33	42
0642 176 304 505		20	80	51	33	42
0642 176 304 559		25	100	57	44	53
0642 176 304 607		32	100	61	44	53

Typical order/Sposób zamawiania: 0642 176 304 607 or 7630-50DC-32

http://www.zmkolno.pl, e-mail: zmkolno@zmkolno.pl, tel. + 48 86 27 82 722, + 48 86 27 82 766, fax +48 86 27 82 141

Type 7653

BALANCE G2,5/25000

DIN 69871-AD+B

POWER MILLING CHUCK

OPRAWKA ZACISKOWA
do narzędzi z chwytem walcowym

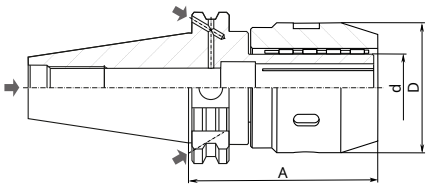

Code No / Kod Nr	K 7:24	d	A	D
0642 176 530 103	40	20	98	55
0642 176 530 205		32	100	69
0642 176 530 307	50	20	98	55
0642 176 530 409		32	103	69

Typical order/Sposób zamawiania: 0642 176 530 409 or 7653-50-32

Type 7653

DIN 69871-AD+B

POWER MILLING CHUCK - SET

OPRAWKA ZACISKOWA - KOMPLET
do narzędzi z chwytem walcowym

Code No / Kod Nr	K 7:24	d	A	Collets / Tulejki
0642 176 530 157	40	20	98	6-8-10-12-16
0642 176 530 259		32	100	6-8-10-12-16-20-25
0642 176 530 350	50	20	98	6-8-10-12-16
0642 176 530 452		32	103	6-8-10-12-16-20-25

Typical order/Sposób zamawiania: 0642 176 530 452 or 7653-50-32 KPL

http://www.zmkolno.pl, e-mail: zmkolno@zmkolno.pl, tel. + 48 86 27 82 722, + 48 86 27 82 766, fax +48 86 27 82 141

ZM KOLNO S.A.

2

MAS 403-BT

TOOL SHANKS
with 7:24 for automatic tool exchange
CHWYT
ze stożkiem 7:24 do wymiany automatycznej

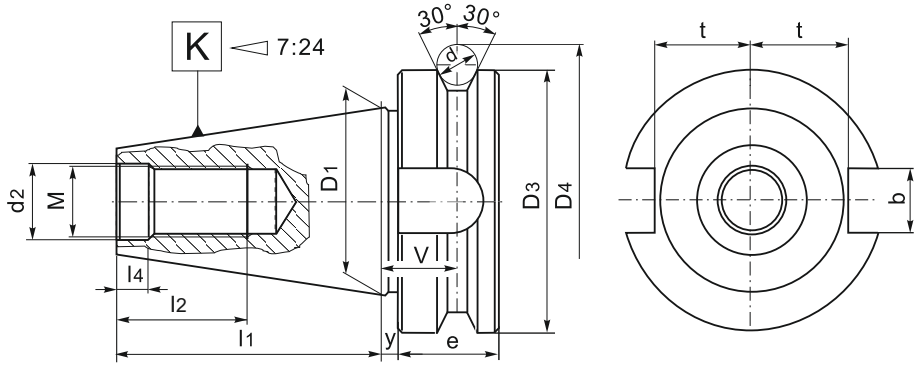

Standard

K 7:24	D_1	D_3	D_4	l_1	l_2	l_4	bH12	t	d	d_2H7	M	e	v	y
30	31,75	46	56,1	48,4	24	7	16,1	16,3	8	12,5	M12	20	13,6	2
40	44,45	63	75,6	65,4	30	9	16,1	22,6	10	17,0	M16	25	16,6	2
50	69,85	100	119,0	101,8	45	13	25,7	35,4	15	25,0	M24	35	23,2	3

Double contact (DC)

K 7:24	D_1	D_3	D_4	l_1	l_2	l_4	bH12	t	d	d_2H7	M	e	v	y
40	44,45	63	75,6	65,4	30	9	16,1	22,6	10	17,0	M16	26	16,6	1
50	69,85	100	119,0	101,8	45	13	25,7	35,4	15	25,0	M24	36,5	23,2	1,5

STANDARD FEATURES OF TOOLING

- Manufactured with Chrome Manganese steel.
- Carburized with depth of case 0,7 mm.
- Hardened and precision ground.
- Surface Hardness RC 60±0,5.
- Taper angle: tolerance AT3.

CHARAKTERYSTYKA TECHNICZNA WYROBÓW

- Materiał: stal stopowa chromowo-manganowa.
- Nawęglane na głębokość 0,7 mm.
- Hartowane i precyzyjnie szlifowane.
- Twardość powierzchni 60±0,5 HRC.
- Tolerancja kąta stożka AT3.

Standard

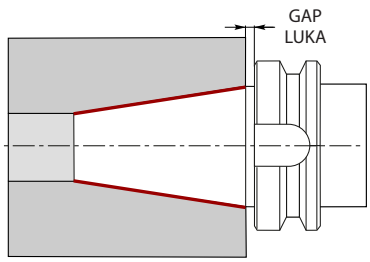

Double contact (DC)

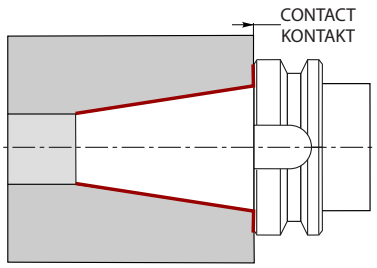

BENEFITS (DC)

- Increased stiffness.
- Increased holding reliability.
- Increased tool position accuracy.
- Improved precision during high speed operations or heavy cutting applications.
- Extended tool life.

KORZYŚCI (DC)

- Zwiększona sztywność.
- Zwiększona niezawodność mocowania.
- Zwiększona dokładność mocowania narzędzia.
- Większa dokładność podczas obróbki z dużą prędkością lub w ciężkich warunkach skrawania.
- Wydłużona zywotność narzędzia.

http://www.zmkolno.pl, e-mail: zmkolno@zmkolno.pl, tel. + 48 86 27 82 722, + 48 86 27 82 766, fax +48 86 27 82 141

Type 7388

BALANCE G2,5/25000

DOUBLE CONTACT

MAS 403-BT AD

SHELL MILL ADAPTER
for cutters with driving slot DIN 138

TRZPIEŃ FREZARSKI ZABIERAKOWY
do frezów z rowkiem zabierakowym w/g DIN 138

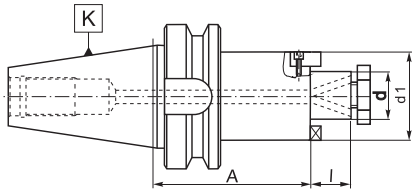

Code No / Kod Nr	K 7:24	d	A	l	d1	
0642 173 888 705	40 DC	16	45	17	38	U-0620/0
0642 173 888 720		22	45	19	48	U-0621/0
0642 173 888 746		27	45	21	58	U-0622/0
0642 173 888 761		32	50	24	78	U-0623/0
0642 173 888 774		40	60	27	88	U-0623/0
0642 173 888 807	50 DC	16	50	17	38	U-0620/0
0642 173 888 810		22	55	19	48	U-0621/0
0642 173 888 822		27	55	21	58	U-0622/0
0642 173 888 835		32	55	24	78	U-0623/0
0642 173 888 848		40	55	27	88	U-0624/0

Typical order/Sposób zamawiania: 0642 173 888 848 or 7388-50DC-40-55

2

Type 7624

BALANCE G2,5/25000

DOUBLE CONTACT

MAS 403-BT AD

END MILL ADAPTER
for cutters with cylindrical shank and weldon flat DIN 1835-B

OPRAWKA ZACISKOWA
do narzędzi z chwytem walcowym Weldon'a DIN 1835-B

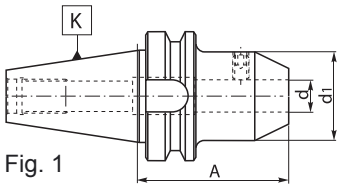

Fig. 1

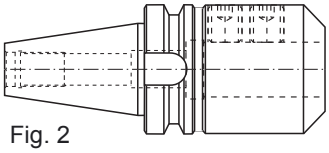

Fig. 2

Code No / Kod Nr	K 7:24	d	A	d1	Fig.	
0642 176 249 709	40 DC	6	50	25	1	U-4131/0
0642 176 249 711		8	50	28	1	U-4132/0
0642 176 249 724		10	63	35	1	U-4133/0
0642 176 249 737		12	63	42	1	U-4134/0
0642 176 249 740		16	63	48	1	U-4135/0
0642 176 249 752		18	63	50	1	U-4135/0
0642 176 249 765		20	63	52	1	U-4136/0
0642 176 249 778		25	100	65	2	U-4137/0
0642 176 249 780		32	100	72	2	U-4138/0
0642 176 249 800	50 DC	6	63	25	1	U-4131/0
0642 176 249 813		8	63	28	1	U-4132/0
0642 176 249 826		10	63	35	1	U-4133/0
0642 176 249 839		12	80	42	1	U-4134/0
0642 176 249 841		16	80	48	1	U-4135/0
0642 176 249 854		20	80	52	1	U-4136/0
0642 176 249 867		25	100	65	2	U-4137/0
0642 176 249 870		32	105	72	2	U-4138/0
0642 176 249 882		40	120	80	2	U-5870/0
0642 176 249 895		50	125	100	2	U-4139/0

Typical order/Sposób zamawiania: 0642 176 249 895 lub 7624-50DC-50-125

Type 7626

BALANCE G2,5/25000

DOUBLE CONTACT

MAS 403-BT AD

COLLET CHUCK ER
for tool with cylindrical shank
OPRAWKA ZACISKOWA (do tulejek ER DIN 6499)
do narzędzi z chwytem walcowym

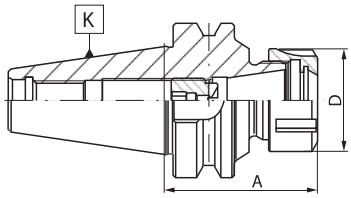

Code No / Kod Nr	K 7:24	Collet Tulejka	A	Capacity Zakres	D	
0642 176 266 101	40DC	ER16	70	2-10	28	9833-16D
0642 176 266 155		ER16	100	2-10	28	9833-16D
0642 176 266 203		ER20	70	2-13	34	9833-20D
0642 176 266 305		ER25	70	2-16	42	9833-25
0642 176 266 359		ER25	100	2-16	42	9833-25
0642 176 266 407		ER32	70	2-20	50	9833-32
0642 176 266 450		ER32	100	2-20	50	9833-32
0642 176 266 509		ER40	70	2-26	63	9833-40
0642 176 267 102	50DC	ER16	80	2-10	28	9833-16D
0642 176 267 156		ER16	100	2-10	28	9833-16D
0642 176 267 204		ER20	80	2-13	34	9833-20D
0642 176 267 258		ER20	100	2-13	34	9833-20D
0642 176 267 306		ER25	80	2-16	42	9833-25
0642 176 267 350		ER25	100	2-16	42	9833-25
0642 176 267 408		ER32	80	2-20	50	9833-32
0642 176 267 423		ER32	100	2-20	50	9833-32
0642 176 267 464		ER32	160	2-20	50	9833-32
0642 176 267 480		ER32	200	2-20	50	9833-32
0642 176 267 500		ER40	80	2-26	63	9833-40

Typical order/Sposób zamawiania: 0642 176 267 500 lub 7626-50DC-40-80

Standard accessories:
Nut - page 121
screw

Optional accessories:
Collets - page 107
wrench - page 121

Wyposażenie podstawowe:
Nakrętka - str. 121
wkręt

Wyposażenie dodatkowe:
Tulejki zaciskowe - str. 107
klucz - str. 121

Type 7632

BALANCE G2,5/25000

DOUBLE CONTACT

MAS 403-BT AD

SHRINK FIT HOLDER
OPRAWKA FREZARSKA
z termicznym mocowaniem narzędzi

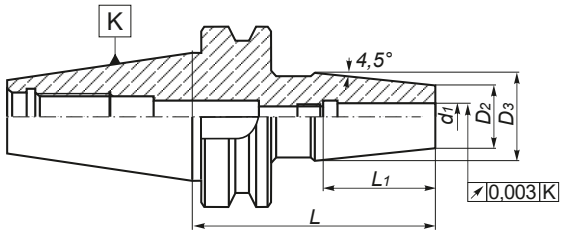

Code No / Kod Nr	K	d1	A	L1	D2	D3
0642 176 323 055	40DC	3	90	12	10	20
0642 176 323 103		4	90	16	15	25
0642 176 323 157		5	90	20	15	25
0642 176 323 205		6	90	36	21	27
0642 176 323 259		8	90	36	21	27
0642 176 323 307		10	90	41	24	32
0642 176 323 350		12	90	46	24	32
0642 176 323 409		14	90	46	27	34
0642 176 323 452		16	90	49	27	34
0642 176 323 500		18	100	49	33	42
0642 176 323 554		20	100	51	33	42
0642 176 323 602		25	100	57	44	53
0642 176 323 656		32	100	61	44	53
0642 176 324 206	50DC	6	100	36	21	27
0642 176 324 250		8	100	36	21	27
0642 176 324 308		10	100	41	24	32
0642 176 324 351		12	100	46	24	32
0642 176 324 400		14	100	46	27	34
0642 176 324 453		16	100	49	27	34
0642 176 324 501		18	100	49	33	42
0642 176 324 555		20	100	51	33	42
0642 176 324 603		25	110	57	44	53
0642 176 324 657		32	110	61	44	53

Typical order/Sposób zamawiania: 0642 176 324 657 or 7632-50DC-32-110

http://www.zmkolno.pl, e-mail: zmkolno@zmkolno.pl, tel. + 48 86 27 82 722, + 48 86 27 82 766, fax +48 86 27 82 141

Type 7654

BALANCE G2,5/25000

MAS 403-BT AD+B

POWER MILLING CHUCK

OPRAWKA ZACISKOWA
do narzędzi z chwytem walcowym

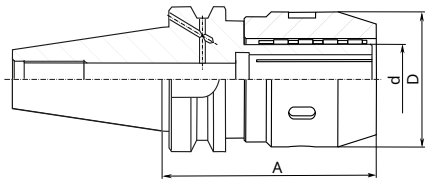

Code No / Kod Nr	K 7:24	d	A	D
0642 176 540 101	40	20	100	66
0642 176 540 203		32	100	69
0642 176 540 305	50	20	105	66
0642 176 540 407		32	105	69

Typical order/Sposób zamawiania: 0642 176 540 407 or 7654-50-32

2

Type 7654

MAS 403-BT AD+B

POWER MILLING CHUCK - SET

OPRAWKA ZACISKOWA - KOMPLET
do narzędzi z chwytem walcowym

Code No / Kod Nr	K 7:24	d	A	Collets / Tulejki
0642 176 540 155	40	20	100	6-8-10-12-16
0642 176 540 257		32	100	6-8-10-12-16-20-25
0642 176 540 359	50	20	105	6-8-10-12-16
0642 176 540 450		32	105	6-8-10-12-16-20-25

Typical order/Sposób zamawiania: 0642 176 540 450 or 7654-50-32 KPL

http://www.zmkolno.pl, e-mail: zmkolno@zmkolno.pl, tel. + 48 86 27 82 722, + 48 86 27 82 766, fax +48 86 27 82 141

DIN 69893-HSK



ZM KOLNO S.A.

4

DIN 69893-A

HSK-A SHANKS for automatic tool exchange

CHWYT ze stożkiem HSK-A do wymiany automatycznej

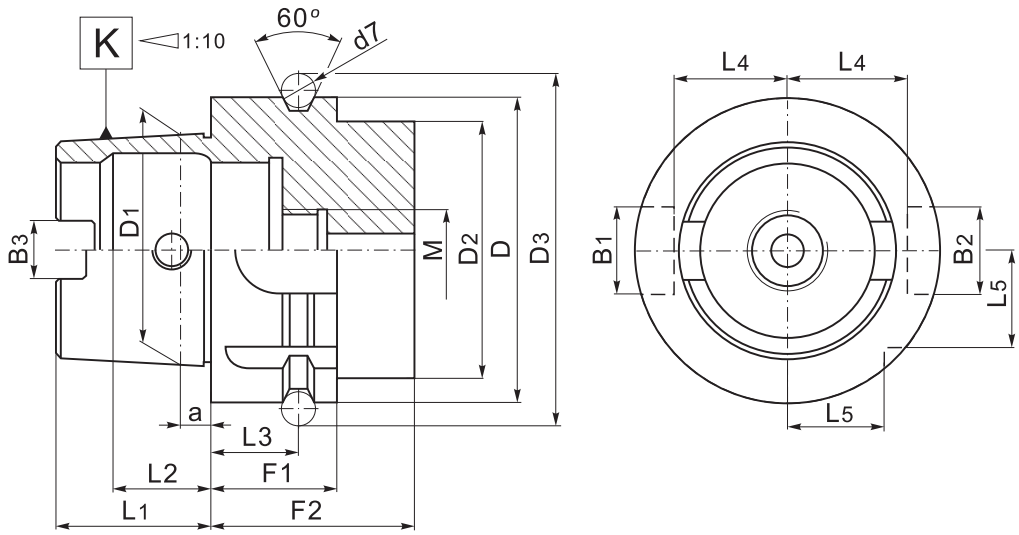

K HSK-A	D	D1	D2max	D3	B1	B2	B3	a	d7
63	63	48	53	72,3	18	16	12,54	6,3	7
100	100	75	85	109,75	22	20	20,02	10	7

K HSK-A	L1	L2	L3	L4	L5	F1	F2	M
63	32	18,13	18	26,5	20	26	42	M18x1
100	50	28,56	20	44	31,5	29	45	M24x1,5

4

STANDARD FEATURES OF TOOLING

- Manufactured with Chrome Manganese steel.
- Carburized with depth of case 0,7 mm.
- Hardened and precision ground.
- Surface Hardness RC 58±2.
- Taper angle: tolerance AT3.
- Balanced in grade G 2,5/25 000 rpm.
  (A fine balance is made on request.)

CHARAKTERYSTYKA TECHNICZNA WYROBÓW

- Materiał: stal stopowa chromowo-manganowa.
- Nawęglane na głębokość 0,7 mm.
- Hartowane i precyzyjnie szlifowane.
- Twardość powierzchni 58±2 HRC.
- Tolerancja kąta stożka AT3.
- Wyważane w klasie G 2,5/25 000 obr/min
  (Inne parametry wyważenia na zamówienie).

http://www.zmkolno.pl, e-mail: zmkolno@zmkolno.pl, tel. + 48 86 27 82 722, + 48 86 27 82 766, fax +48 86 27 82 141

Type 7651

BALANCE G2,5/25000

DIN 69893-A

POWER MILLING CHUCK

OPRAWKA ZACISKOWA
do narzędzi z chwytem walcowym

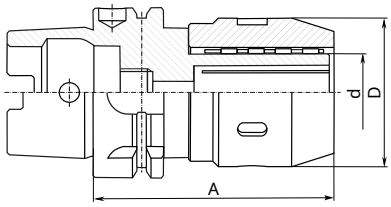

Code No / Kod Nr	K HSK-A	d	A	D
0642 176 510 107	63	20	120	66
0642 176 510 209		32	120	69
0642 176 510 300	100	20	120	66
0642 176 510 402		32	120	69

Typical order/Sposób zamawiania: 0642 176 510 300 lub 7651-100-20

Type 7651

BALANCE G2,5/25000

DIN 69893-A

POWER MILLING CHUCK - SET

OPRAWKA ZACISKOWA - KOMPLET
do narzędzi z chwytem walcowym

Code No / Kod Nr	K HSK-A	d	A	D
0642 176 510 150	63	20	120	6-8-10-12-16
0642 176 510 252		32	120	6-8-10-12-16-20-25
0642 176 510 354	100	20	120	6-8-10-12-16
0642 176 510 456		32	120	6-8-10-12-16-20-25

Typical order/Sposób zamawiania: 0642 176 510 354 lub 7651-100-20 SET

http://www.zmkolno.pl, e-mail: zmkolno@zmkolno.pl, tel. + 48 86 27 82 722, + 48 86 27 82 766, fax +48 86 27 82 141

DIN 6327
DIN 1835
DIN 6499
DIN 6388 ...

ZM KOLNO S.A.

6

Type 1245

COLLET
for power milling chucks
TULEJE REDUKCYJNE
do oprawek zaciskowych

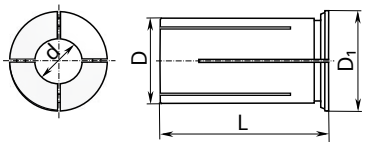

Code No / Kod Nr	D	d	L	D1
0642 412 450 110		4	54	25
0642 412 450 123		5		
0642 412 450 136		6		
0642 412 450 149		7		
0642 412 450 151		8		
0642 412 450 164		9		
0642 412 450 177		10		
0642 412 450 180		11		
0642 412 450 192		12		
0642 412 450 200		13		
0642 412 450 212		14		
0642 412 450 225		15		
0642 412 450 238		16		
0642 412 450 240		17		
0642 412 450 253		18		

Code No / Kod Nr	D	d	L	D1
0642 412 451 109	32	6	63	36
0642 412 451 124		7		
0642 412 451 137		8		
0642 412 451 140		9		
0642 412 451 152		10		
0642 412 451 165		11		
0642 412 451 178		12		
0642 412 451 180		13		
0642 412 451 193		14		
0642 412 451 200		15		
0642 412 451 213		16		
0642 412 451 226		17		
0642 412 451 239		18		
0642 412 451 241		19		

Code No / Kod Nr	D	d	L	D1
0642 412 451 254	32	20	63	36
0642 412 451 267		21		
0642 412 451 270		22		
0642 412 451 282		23		
0642 412 451 295		24		
0642 412 451 302		25		

Typical order/Sposób zamawiania:
0642 412 451 302 lub 1245-32-25

Type 7618

COLLET ER (DIN 6499) - SET
for tool with cylindrical shank
TULEJKA ZACISKOWA ER (DIN 6499) KPL
do narzędzi z chwytem cylindrycznym

Code No / Kod Nr	Collet Tulejka	Range Zakres d	Full set pieces Ilość tulejek
0642 176 180 762	ER16 JET	3-7	5
0642 176 182 074	ER20 JET	3-10	8
0642 176 184 830	ER25 JET	3-14	12
0642 176 186 770	ER32 JET	3-20	18
0642 176 189 376	ER40 JET	4-26	23

Code No / Kod Nr	Collet Tulejka	Range Zakres d	Full set pieces Ilość tulejek
0642 176 180 747	ER16 RF	3-10	8
0642 176 182 059	ER20 RF	3-13	11
0642 176 184 842	ER25 RF	3-16	14
0642 176 186 768	ER32 RF	3-20	18
0642 176 189 348	ER40 RF	4-26	23

http://www.zmkolno.pl, e-mail: zmkolno@zmkolno.pl, tel. + 48 86 27 82 722, + 48 86 27 82 766, fax +48 86 27 82 141

Type 7618 JET

MAX 25 bar | 0,008 | Zakres/Range -0,1mm

EXTERNALLY COOLED COLLET ER (DIN 6499)
for tool with cylindrical shank
TULEJKA ZACISKOWA ER (DIN 6499)
Z ZEWNĘTRZNYM CHŁODZENIEM
do narzędzi z chwytem cylindrycznym

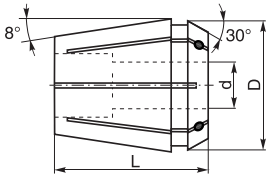

Code No / Kod Nr	Collet Tulejka	d	D	L
0642 176 180 029	ER16	3	17	27,5
0642 176 180 120		4		
0642 176 180 222		5		
0642 176 180 337		6		
0642 176 180 439		7		
0642 176 181 032	ER20	3	21	31,5
0642 176 181 119		4		
0642 176 181 210		5		
0642 176 181 312		6		
0642 176 181 414		7		
0642 176 181 516		8		
0642 176 181 618		9		
0642 176 181 710		10		
0642 176 183 518	ER25	3	26	34
0642 176 183 610		4		
0642 176 183 711		5		
0642 176 183 813		6		
0642 176 183 915		7		
0642 176 184 010		8		
0642 176 184 111		9		
0642 176 184 213		10		
0642 176 184 315		11		
0642 176 184 417		12		
0642 176 184 519		13		
0642 176 184 610		14		

Code No / Kod Nr	Collet Tulejka	d	D	L
0642 176 185 112	ER32	3	33	40
0642 176 185 214		4		
0642 176 185 316		5		
0642 176 185 418		6		
0642 176 185 510		7		
0642 176 185 611		8		
0642 176 185 713		9		
0642 176 185 815		10		
0642 176 185 917		11		
0642 176 186 011		12		
0642 176 186 113		13		
0642 176 186 215		14		
0642 176 186 317		15		
0642 176 186 419		16		
0642 176 186 510		17		
0642 176 186 612		18		
0642 176 186 714		19		
0642 176 186 796		20		
0642 176 187 216	ER40	4	41	46
0642 176 187 318		5		
0642 176 187 410		6		
0642 176 187 511		7		
0642 176 187 613		8		
0642 176 187 715		9		
0642 176 187 817		10		
0642 176 187 919		11		
0642 176 188 013		12		

Code No / Kod Nr	Collet Tulejka	d	D	L
0642 176 188 115	ER40	13	41	46
0642 176 188 217		14		
0642 176 188 319		15		
0642 176 188 410		16		
0642 176 188 512		17		
0642 176 188 614		18		
0642 176 188 716		19		
0642 176 188 818		20		
0642 176 188 910		21		
0642 176 189 014		22		
0642 176 189 116		23		
0642 176 189 218		24		
0642 176 189 310		25		
0642 176 189 376		26		

Typical order/Sposób zamawiania:
0642 176 189 376 lub 7618-40-26 JET

Type 7618 RF

MAX 25 bar | 0,008 | Zakres/Range -0,1mm

RUBBER SEALED COLLET ER (DIN 6499)
for tool with cylindrical shank
TULEJKA ZACISKOWA ER (DIN 6499)
Z USZCZELNIENIEM
do narzędzi z chwytem cylindrycznym

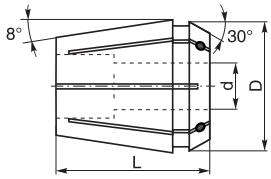

Code No / Kod Nr	Collet Tulejka	d	D	L
0642 176 180 016	ER16	3	17	27,5
0642 176 180 118		4		
0642 176 180 210		5		
0642 176 180 311		6		
0642 176 180 413		7		
0642 176 180 515		8		
0642 176 180 617		9		
0642 176 180 719		10		
0642 176 181 045	ER20	3	21	31,5
0642 176 181 121		4		
0642 176 181 223		5		
0642 176 181 325		6		
0642 176 181 427		7		
0642 176 181 529		8		
0642 176 181 620		9		
0642 176 181 722		10		
0642 176 181 824		11		
0642 176 181 926		12		
0642 176 182 020		13		

Code No / Kod Nr	Collet Tulejka	d	D	L
0642 176 183 520	ER25	3	26	34
0642 176 183 622		4		
0642 176 183 724		5		
0642 176 183 826		6		
0642 176 183 928		7		
0642 176 184 022		8		
0642 176 184 124		9		
0642 176 184 226		10		
0642 176 184 328		11		
0642 176 184 420		12		
0642 176 184 521		13		
0642 176 184 623		14		
0642 176 184 725		15		
0642 176 184 827		16		
0642 176 185 125	ER32	3	33	40
0642 176 185 227		4		
0642 176 185 329		5		
0642 176 185 420		6		
0642 176 185 522		7		
0642 176 185 624		8		
0642 176 185 726		9		
0642 176 185 828		10		
0642 176 185 920		11		
0642 176 186 024		12		
0642 176 186 126		13		
0642 176 186 228		14		
0642 176 186 320		15		
0642 176 186 421		16		
0642 176 186 523		17		
0642 176 186 625		18		
0642 176 186 727		19		
0642 176 186 783		20		

Code No / Kod Nr	Collet Tulejka	d	D	L
0642 176 187 229	ER40	4	41	46
0642 176 187 320		5		
0642 176 187 422		6		
0642 176 187 524		7		
0642 176 187 626		8		
0642 176 187 728		9		
0642 176 187 820		10		
0642 176 187 921		11		
0642 176 188 026		12		
0642 176 188 128		13		
0642 176 188 220		14		
0642 176 188 321		15		
0642 176 188 423		16		
0642 176 188 525		17		
0642 176 188 627		18		
0642 176 188 729		19		
0642 176 188 820		20		
0642 176 188 922		21		
0642 176 189 027		22		
0642 176 189 129		23		
0642 176 189 220		24		
0642 176 189 322		25		
0642 176 189 363		26		

Typical order/Sposób zamawiania:
0642 176 189 363 lub 7618-40-26 RF

http://www.zmkolno.pl, e-mail: zmkolno@zmkolno.pl, tel. + 48 86 27 82 722, + 48 86 27 82 766, fax +48 86 27 82 141

ZM KOLNO S.A.

ZM KOLNO Spółka Akcyjna
18-500 Kolno, ul. Wojska Polskiego 56
tel.: +48 (86) 278 27 22
fax: +48 (86) 278 21 41
e-mail: zmkolno@zmkolno.pl
www.zmkolno.pl

DZIAŁ HANDLOWY
Polska
tel.: +48 (86) 278 27 66
tel.: +48 (86) 278 27 22 wew. 28
e-mail: handel@zmkolno.pl
Export
tel.: +48 (86) 278 27 66
tel.: +48 (86) 278 27 22 wew. 29
e-mail: export@zmkolno.pl

DZIAŁ TECHNICZNY
tel.: +48 (86) 278 27 22 wew. 41
e-mail: tech@zmkolno.pl